



IRIS 0



DESCRIPTION

The IRIS 0 is a premium solution for public and residential street lighting, ensuring top-quality with all necessary EU certifications. Featuring high-efficiency LEDs and 41 optic options, it provides precise illumination. With a robust aluminum housing, corrosion resistance class C4 (C5 additional) and a lifetime of up to 100,000 hours (L95 B10), IRIS 0 ensures long-lasting performance even in harsh environments. Its tool-free opening allows quick and cost-effective maintenance, while power options from 10W to 70W offer adaptability for diverse applications. Ideal for creating energy-efficient, eco-friendly, visually comfortable lighting.

APPLICATIONS

IRIS 0 is ideal for a wide range of outdoor applications: streets, highway roads, parking lots, railway platforms, pedestrian areas, parks and bike paths, also for urban infrastructure or recreational spaces.

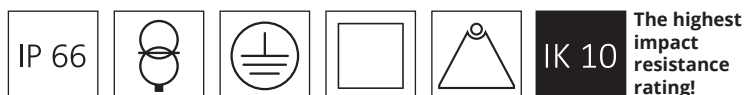
BENEFITS

- **Best in Class:** Designed, developed and manufactured by ENIM, a trusted EU producer.
- **Certified Quality:** CE, CB, ENEC, ENEC+, RoHS, EPD certifications ensuring compliance with all EU road requirements.
- **Superior Efficiency:** Advanced technology with high-efficiency LEDs for maximum performance.
- **Versatile Power Options:** Ranges from 10W to 70W, tailored to fit any lighting project.
- **Adaptable Optics:** 41 optic types ensure precise lighting for diverse applications.
- **Unique Design:** Sleek, dirt-resistant design perfected over 15 years for practicality and aesthetics.
- **Engineered for Longevity:** Built to last 100,000 hours (L95 B10).
- **Corrosion Resistance:** Corrosion resistance class C4 (C5 additional), ensuring durability in harsh environments.
- **Easy Maintenance:** Tool-less access simplifies installation and upkeep.
- **Safety First:** Integrated safety knife-switch prevents electric shocks.
- **SMART savings:** dimming profiles DDF's for even more energy reduction.
- **Sustainability:** EPD certificate ensures low carbon emissions and eco-friendly materials.
- **Dark Sky Certified:** Reduces light pollution, preserving the beauty of the natural night sky.

*Dark Sky applies to luminaires up to 3000 K.



TECHNICAL INFORMATION:

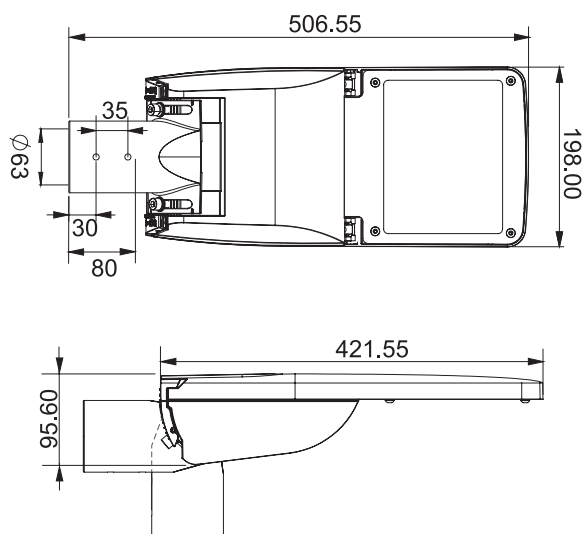


ELECTRICAL	V	Input voltage	220-240
	Hz	Rated voltage	50-60 Hz
	W	Luminaire wattage	10 to 70
	Cosφ	Power factor	≥ 0.95
OPTICAL	Lm	Luminous flux	1350-10780
	Lm/W	Luminous efficacy	Up to 170 Lm/W
	K	Color temperature	2700/3000/4000 and 5700 for pedestrian crossing
	Tg	Performance temperature	25 °C
	C°	Ambient temperature range	10-60 W: -40°C ≤ Ta ≤ +50°C; 70 W: -40°C ≤ Ta ≤ +40°C
	CRI	Color rendering index	≥70

Number of LED's	8				16				24			
Power	10W	20W	10W	20W	30W	40W	50W	30W	40W	50W	60W	70W
Luminous Flux, Lm	1350-1680	2400-3020	1270-1560	2760-3320	4080-4980	5200-6440	6400-7800	4140-5100	5400-6640	6650-8300	7740-9600	8820-10780
Efficacy, Lm/W	135-168	120-151	127-156	138-166	136-166	130-161	128-156	138-170	135-166	133-166	129-160	126-154

Chromatic tolerance (original MacAdam)	Not higher than 5
Life expectancy L/B	L95 B10 by 100000 hrs (Ta = 25 °C)

HOUSING	Size	421,6 x 198 x 95,6 mm
	Weight	max 3,6 kg
	Body material	Heat sink: cast aluminium, painted
	Tool-less	Lid opening and driver change
	Protection against fogging	The luminaire design incorporates a pressure-equalizing moisture/dust filter that prevents moisture condensation in the luminaire housing
	Installation	Adjustable bracket: angle - 20 + 25 , Ø 60-76 mm, Ø 42-60 mm



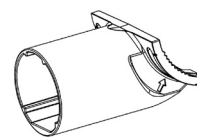
OPTICS	Optical cover	Glass, thermally hardened (4 mm)
	Light source	OSRAM/LUMILEDS
	Optics	Asymmetric optics lens
	Optics type	Very carefully selected optics suppliers, the optics are transparent to ensure minimal light loss
	Maintenance	Optical module sealed for life. No internal cleaning required
	Protection against light pollution	0 candela light emission above 90°

DRIVER	Input voltage	Input 180-264 VAC, 100-305 VAC, 176-280 VDC (depending on the driver in use)
	Intelligent temperature Guard (ITG)	The intelligent temperature guard protects the LED driver from thermal overheating by reducing the output power or switching off in case of operation above the thermal limits of the luminaire or ballast. Depending on the luminaire design, the ITG operates at about 5 to 10 °C above tc temperature. If temperature threshold values are exceeded, the LED output current is limited.
	Overvoltage with a variable surge protection	N/L – 10kV, P/(N/L) - 10kV
	Interfaces	one4all (DALI, DALI2, DT 6, DSI, switchDIM, corridorFUNCTION) - near field communication (NFC) - ready2mains (configuration and dimming via mains) - U6Me2 (configuration of chronoSTEP 2 via mains time dimming function), midnight dimming profiles

OPTIONAL	Sockets for various smart control sensors
	D4i ZHAGA TOP-BOTTOM / D4i ZHAGA BOTTOM / D4i ZHAGA TOP / NEMA TOP

Accessories

Code	Name
MET474-1	IRIS 0 bracket Ø76mm RAL7035
MET474-2	IRIS 0 bracket Ø76mm RAL7015
MET474-3	IRIS 0 bracket Ø76mm RAL9004



REMARKS	CLO	The light output of an LED module reduces over the course of its lifetime. The Constant Light Output (eCLO) function compensates for this natural decline by constantly increasing the output current of the LED driver throughout its lifetime
	Power factor (Cosφ)	≥ 0.95
	Recommended mounting height	4-12 m
		Luminaires are ready to install

LOGISTIC DETAILS:

Full pallet size/cm L*W*H	Number of luminaires per row	Maximum number of rows on the pallet	QTY per pallet/pcs
120 X 80 X 185	7	12	84
Kg per pallet		Volume per pallet	LDM (loading meters), m
Netto	Brutto		
415,8	437,2	1.776 m³	0,4

