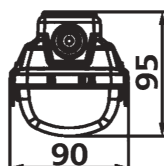
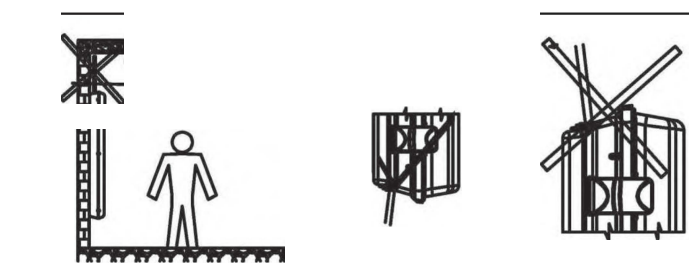
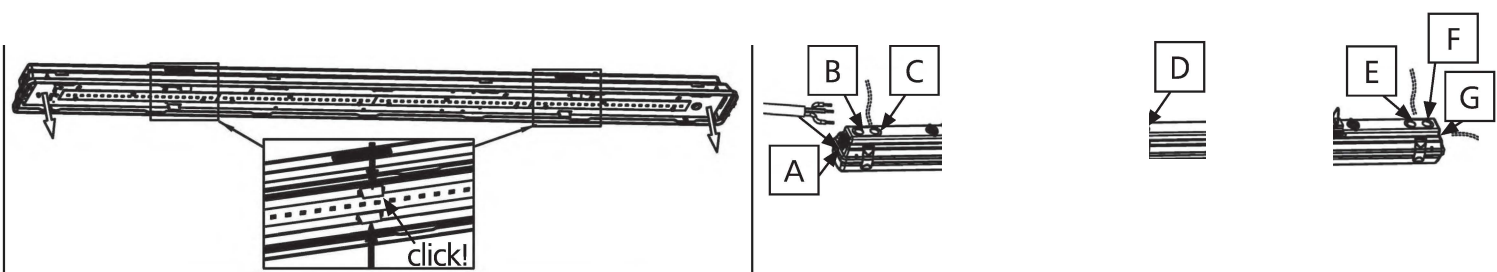
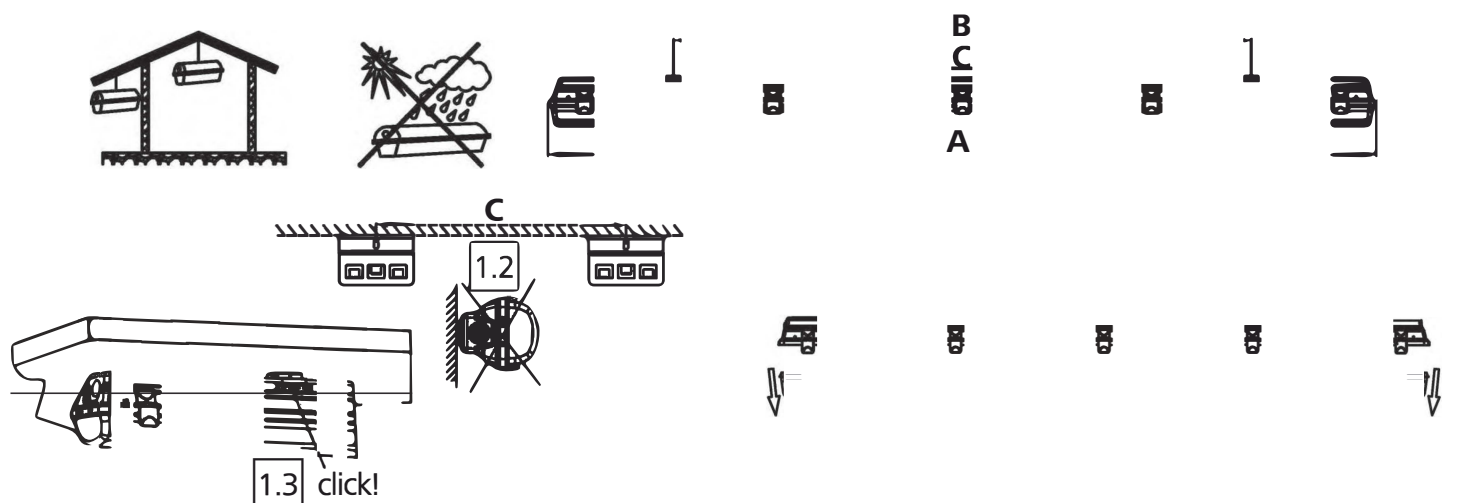


HERMIS montavimo instrukcija / HERMIS mounting instruction

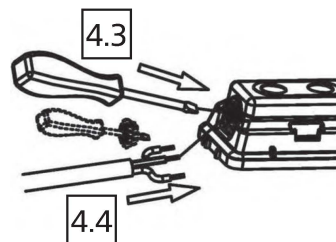

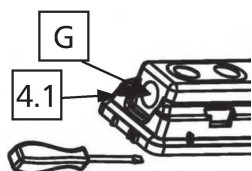


Tik kvalifikuotas personalas gali atlikti šviestuvo montavimą ir pajungimą. / The installation has to be carried out by an electrician or by any similarly qualified person

	A	B	C
HERMIS 118	669	460	360
HERMIS 136	1 277	800	700
HERMIS 158	1 577	1 100	1 000



Tik B-G / Only for B-G



HERMIS montavimo instrukcija / HERMIS mounting instruction

5

6

7

Option 1

Separately order

Option 2

Option 3

590 mm
1 200 mm
1 500 mm → 2x

Option 5 *Tranzitinis jungimas / Trough wiring*

590 mm
1 200 mm
1 500 mm → 6x

Pastabos medžiagoms

Agresyvios cheminės medžiagos, tiesiogiai kontaktuojančios su šviestuvu arba ore esančiomis medžiagomis, gali sugadinti gaminį. Taip pat gali būti netinkamų valymo priemonių. Nenaudokite jokio šarminio ar rūgštinio tirpalo ar tirpiklių. Nenaudokite plastikams agresyvių valymo priemonių.

Luminarie materials

Aggressive chemicals, in direct contact with the luminaire or in the form of airborne substances can damage the fitting. So can unsuitable cleaning agents. Do not use any alkaline or acidic solution nor any solvents. Do not use any cleaning agents that are aggressive on plastics.

www.enimlighting.com

2 / 2

Information in this document is a subject to change without notice

Updated 2018 05 01